



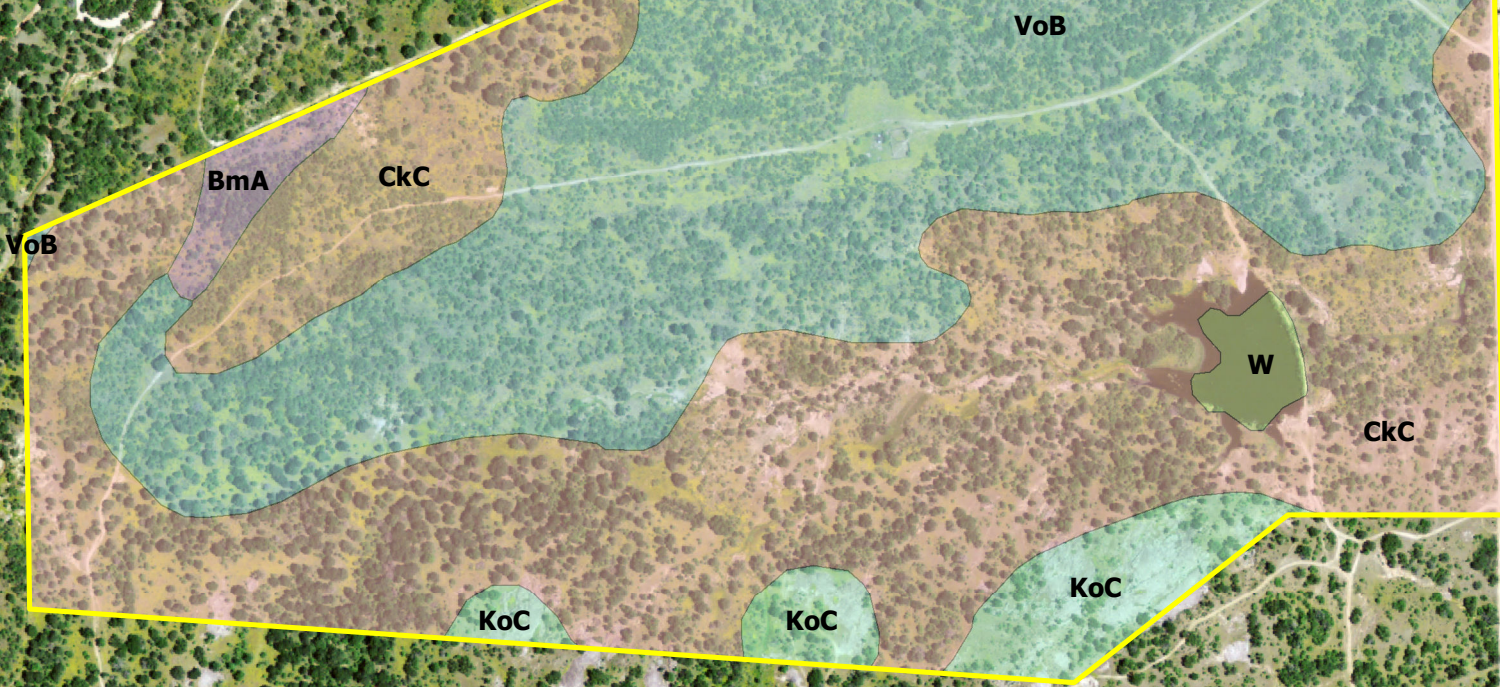
1 inch = 667 feet

0 360 720 Feet






LANDTX

www.landtx.com

© 2011 Culver / LANDTX INC. All Rights Reserved



SOILS

-  BmA - Bauman loam, 0 to 2 percent slopes
-  CkC - Click very gravelly coarse sandy loam, 1 to 8 percent slopes
-  KoC - Keese-Rock outcrop complex, 1 to 8 percent slopes, very stony
-  VoB - Voca gravelly sandy loam, 0 to 3 percent slopes
-  W - Water

Find out more information at
<http://soils.missouri.edu/survey/texas.asp>