









SOIL CODE	SOIL DESCRIPTION	ACRES	%	CAP
WcB	Wilson clay loam, 0 to 2 percent slopes	0.9	1.47	3e
CrB	Crockett loam, 1 to 3 percent slopes	59.3	98.53	3e
TOTALS		60.2	100%	3.0

Capability Legend

Increased Limitations and Hazards

Decreased Adaptability and Freedom of Choice Users

Land, Capability

								
	1	2	3	4	5	6	7	8
'Wild Life'	•	•	•	•	•	•	•	•
Forestry	•	•	•	•	•	•	•	
Limited	•	•	•	•	•	•	•	
Moderate	•	•	•	•	•	•		
Intense	•	•	•	•	•			
Limited	•	•	•	•				
Moderate	•	•	•					
Intense	•	•						
Very Intense	•							

Grazing Cultivation

(c) climatic limitations (e) susceptibility to erosion

(s) soil limitations within the rooting zone (w) excess of water