NM ENVIRONMENT DEPT.
RECEIVED
New Mexico Environment Department
SEP 20 2021
NMED/EHB

Application for Liquid Waste Permit or Registration

☐ Conventional ☐ Multi-Trench Unit ☐ Modify Disposal Field ☐ ATS/ADS ☐ Variance ☐ Commercial ☐ Repair ☐ ATS/ADS Transfer ☐ Amendment

Section 1 General Information (Incomplete applications will be returned without action)

Liquid Waste Property Number: 024524
Application Date: 9/20/21
Field Office No.: ESPANOLA

Name (Property Legal owner, Inc., LLC, partnership, DBA, full legal name): EDDIE CHAIN

Email address: | Phone: | Facility Commercial or Institutional Name:

System Location Physical Address (if needed, mark directions): 61 BUENA VISTA
City: TIERRA AMARILLA | County: RA | Zip Code: 87575

Mailing Address (invoices, permits, official correspondence): PO BOX 592
City: Tierra Amarilla | State: NM | Zip Code: 87575

Uniform Property Code	Date of Record	Lot Size (0.01 acres)	Total No. LW Systems on Property	Total Design Flow on Property
1012 161032150	5-30-06	8.239	1	300

Subdivision	Subdivision Plat Date	Unit/Phase	Block	Lot/Tract	Township	Range	Section
RANCHO DEL VALLE	5-6-81	6		102	22N	02E	13

Water Supply Source: ☒ Onsite ☒ Public; ☐ Onsite ☐ Public; ☐ Storage ☐ Shared
No. Connections: 1
Oil/Gas Well Permit No.:
Private Water Well Location (long., lat., or physical address, city, state):
Public Water System Name:
Impairment, flood engineer sign-off? ☐ YES NO ☒
Other all LW permit numbers for this lot: ES 060 284
Soil analysis information be submitted due to this application? ☐ YES NO ☒

Section 2 Installer Information (NMED recommends contracting with CID and company registration with the Secretary of State Office)

Qualifying Party Name: RANDY TERRAZAS
Phone: 575 756 2907
Licensed Company Name (as on file with CID): LOS TERRAZAS UTILITIES
☐ Corp, Inc ☒ LLC ☐ Sole Prop ☐ LP, LLP ☐ Owner
Mailing Address (street / PO Box; City, State, Zip): HC 75 Box 51 Ojana NM 87520
E mail address: lttu.llc@valorwest.com
CID License Classification: ☒ MM-1 ☐ MM-98 ☐ MS-1 ☐ MS-3 ☐ Homeowner
CID Company License No.: 80992

I am the qualifying party for a licensed company by the State of New Mexico Regulation Licensing Department, Construction Industries Division (CID). I will either personally install the work myself or authorized company employee(s) _____ (named here) to provide the services and labor for this permit application under my direct supervision.

Section 3 Authorization / Verification

By signing below, I attest that the information in this application is correct and true to the best of my knowledge. I understand the issuing of this permit does not relieve me from the responsibility of complying with all applicable provisions of the New Mexico Plumbing Code and the New Mexico Liquid Waste Disposal and Treatment Regulations. Obtaining this permit does not relieve me from the responsibility of obtaining any permit required by state, city or county regulation or ordinance or other requirements of state or federal law.

Page 2 must be attached for each approved system on lot. | ☒ Qualifying Party ☐ Authorized Rep. ☐ Homeowner | Printed Name: RANDY Terrazas | Signature: Randy Terrazas | Date Signed: 9-13-21

NMED USE ONLY

NMED PERMIT TO CONSTRUCT
☐ N/A ☒ Granted ☐ Granted with conditions ☐ Denied ☐ Cancelled
Conditions or Reasons for Denial:
NMED Inspector Name Printed: Sterling Elison | NMED Inspector Signature: | Date: 9-20-21 | Permit to Construct No.:

NMED LIQUID WASTE FEES (records to complete and operate are valid only if fees are paid. (Amounts only to be applied)
☒ Conventional 1000 gpd $225 ☐ 1001-2000 gpd $325 ☐ 2001-5000 gpd $600 ☐ Holding Tank Annual Renewal ($50) ☐ Variance small system $100
☐ ATS/ADS 1000 gpd $450 ☐ 1001-2000 gpd $550 ☐ 2001-5000 gpd $750 ☐ ATS/ADS Annual Renewal ($50) ☐ Variance large system $250

Total Fee Paid	Date Paid	Payment Received By
225.00	9/23/21	AW CK# 21830

FINAL INSPECTION OF LW SYSTEM (NOT an approval for operation; may be valid for 180 days or as specified by inspector or installer)

☐ Final Inspection Conducted by NMED	Final Inspection Date:	NMED Inspector Name Printed:	☒ Installation Approved ☐ Installation Approved with Conditions (non-inspection form for conditions) ☐ Installation Not Approved
☒ Contractor photo inspection submitted	Photo inspection date:	Date photo and Completed Form Received by NMED:	

NMED PERMIT TO OPERATE (Applies to operating holding tanks and ATS / ADS primarily and for any other systems requiring operation permit)

A permit for operation of the Liquid Waste system described herein is hereby: ☐ N/A ☒ Granted ☐ Granted with conditions ☐ Denied ☐ Cancelled
Conditions or Reasons for Denial:

NMED Inspector Name Printed	NMED Inspector Signature	Date	Permit to Operate No.
S.L. Few	Sterling Lee Few	10/14/2021	

Revised LW 40-02 170120

New Mexico Environment Department
Environmental Health Bureau
Liquid Waste Program

Application for Liquid Waste Permit or Registration

If your lot has more than one LW system, you must fill out a separate application for each system. The site plan showing each other all liquid waste systems located on your lot. Existing permitted systems must be identified with their LW Permit #. New, modified or expanded systems must be clearly labeled on the site plan. NMED reserves the right not authorized to amend or complete any portion of this application.

Liquid Waste Processing Number: ☐ Amendment
ES 060-284

Treatment & Disposal System Design
Section 1 Design Flow, Hydrology, and Soil Description

A. Wastewater Sources & Design Flow Calculations				B. Hydrology Data (depth to limiting layers)		C. Soil Description	
	Facility	Units (enter number)	☐ Flow, gpd	Depth from ground surface to:	Feet	Type	AR=
Residential	☑ Single Family Residence A	Bedrooms: 2	Flow: 300	Seasonal high-water table	300	☐ Type I: Coarse Sand (up to 97% gravel)	1.25
	☐ Single Family Residence B	Bedrooms:	Flow:	Bedrock		☐ Type II: Medium Sand, Loamy Sand	2.0
	☐ Multi Family Units (4 or less units, apartments)	Bedrooms: Bedrooms: Bedrooms: Bedrooms:	Flow:	Caliche			
	☐ Cluster System (description)		Flow:	Clay soils, tight clay	300	☐ Type III: Sandy Loam, Fine Sand, Loam	2.0
Commercial	☐ Multiple Family Units (5 or more units, apartments)	Method of Design Flow Calculation: ☐ Table 201.1 ☐ PE (Calc. Sheet) Attached ☐ Water Meter Data Attached ☐ Calc. Sheet Attached	Flow:	Gravel, cobbles, highly permeable soil, greater than 30% gravel	200	☐ Type III: Silt, Silt Loam, Clay Loam, Silty Clay Loam, Sandy Clay Loam	2.0
	☐ Commercial / Institutional			Test Hole / Soil Borings Used: ☐ YES NO ☐			
	☐ Other:		Flow:	Soil Description Methodology used: ☐ With Soil Survey ☐ Laboratory ☐ Other Methodology: ☐ Jar Test ☐ Hand Sampling ☐ Sieve		☐ Type IV: Sandy Clay, Silty Clay, Clay	5.0
	Grand	Total Flow for this LW System: Q=	Total Flow: 300				

Section 2. Treatment Unit and Pump Design (pipe 2000) If B & F, tank modification or registration requires pumping, and be within one tank size

A. Primary Treatment Unit (Septic Tank(s))	Min. Depth: Tank(s)	Manufacturer: Silva	Comp. Media / Certification No.: NM 98-06-169	Capacity (gallons): 1000	Clear Depth: 1'	
B. Pump	☐ Pump Tank ☐ Pump Basin	Manufacturer:	Series / Model:	Capacity (gallons):	Clear Depth:	
	☐ Pump ☐ Dual Pump	Manufacturer:	Series / Model:	Pump Clean Alarm: ☐YES NO☐	Effluent Pump: ☐YES NO☐	
C. ALTERNATIVE ATS	☐ Secondary ☐ Tertiary	☐Aerated ☐Anoxic ☐Recirculated	☐Required ☐Voluntary	Manufacturer:	Series / Model:	Capacity (gallons): Clear Depth:
	☐ Disinfection 504	☐UV ☐Ozone ☐Chlorine	☐Required ☐Voluntary	Manufacturer:	Series / Model:	All Tank Guard Instructions Attached. Applicant has read and understands proper burial instructions & will adhere. ☐YES NO☐ Initial Here:

Section 3 Disposal System Design, Component and Calculations (pipe 2000) (Required field modification requires tank pumping, addition of filter and cleaning, (if tablet or P is checked)

A. Minimum Required absorption area, calculated (Multiply Design Flow (Section 1) by AR, Table 301): Q X AR = Min. Sq. Ft. Required | Existing Sq. Ft. allowed | + | Proposed Sq. Ft. | = | Total Disposal Area Sq. Ft.

B. Design Components: ☐ Distribution Box ☐ Tee ☐ Drop Box ☐ Alternating Dosifield Valve ☐ Dosing System ☐ Other:

D. DISPOSAL Disposal Field	☐ Pipe & Gravel 701 ☐ Chamber System	Depth Trench:	Depth Gravel Below Pipe:	Gravel Above Pipe:	Min. Width:	Max. Trench Depth:	Length, each trench:	Trench Spacing (ft):	Proposed Sq. Ft.:	
	☐ Chamber 701 ☐ Synthetic Agg. 701	Unit Model No.:	Gravel Depth (ft, in, cu ft):	Total Linear Feet:	No. of Units:	Max Trench Depth:	Length, each trench:	Trench Spacing (ft):	Proposed Sq. Ft.:	
E. CONVENTIONAL 1	☐ Seepage Pit 702 ☐ Absorption Bed 703	Dimensions (L x W):	Pit Depth below Invert:	Pit Excavation Depth:	Bed Aggregate Depth:	Bed Lined Square (Sand):	Aggregate Cubic Yards:	Proposed Sq. Ft.		
2 Tank Assembly	☐ Holding Tank 603	No. of Tank(s):	Manufacturer:	Bed Distribution No., Dimensions:	Capacity:	Clean Depth:	High Water Alarm at 75%? ☐ YES NO ☐ Date:			
	☐ Vault 601	☐ Privy 604 (outhouse) (design plans attached): ☐ YES NO ☐	☐ Split Flow 611 (complete holding tank section & septic tank & conventional disposal section)	☐ Other (description):						

Section 4 Alternative Disposal System (ADS) Design, Components and Calculations
For all ATS's – calculation sheets & site plan drawings (plan view with cross section views) must be submitted with this permit application.

A. Discharge	☐ Wisconsin Mound	☐ Lined ET Bed	☐ Effluent Irrigation Re-use (ET lined subsoil allowed)	☐ Sand-Lined Trench Sand ASTM Specs Attached? ☐ YES NO ☐	☐ Bottomless Sand Filters Sand ASTM Specs Attached? ☐ YES NO ☐	
	☐ PD 607	☐ UPP 607	☐ Wetland	☐ Graywater	☐ Drip Irrigation	
	☐ ET Bed (lined, gravity)	(line to meet Sand ASTM Specs Attached?) ☐ YES NO ☐	☐ Other (description)			
B. Non-Discharge	☐ Lined ET Bed 605 (line to meet Sand ASTM Specs Attached?) ☐ YES NO ☐	Liner Material & Thickness (mil):	Dimensions (L x W) & Sq. Ft.:	☐ Lined Lagoon (DP Transfer / Registration Only)	Liner Material & Thickness (mil):	Dimensions (L x W) & Sq. Ft.:
	☐ Other (description system shown, Exp. space attached):					

Section 5 Setbacks, Site Plan & Attachments (check these that apply)

	☐YES NO ☐	1. Does proposed system meet all setbacks required per Table 302.1?
	☐YES NO ☐	2. Site plan attached which shows all structures, LW systems, and wells / springs within 200' with all setbacks clearly shown?
	☐N/A ☐ YES NO ☐	3. If ATS or ADS, all requirements under section 403 are submitted, including calculations and drawings?
	Supporting Documents Included:	☐Survey or ☐Pit ☐Receipts ☐Property Deed or Estate ☐Other

Form LW 401E 280126

LTU proposes to replace Tank only

NEW MEXICO ENVIRONMENT DEPARTMENT
Environmental Health Bureau
Onsite Liquid Waste Photo Inspection Form

Applicant Name:	System Address (Street, City):	NMED LW Permit No.
EDDIE CRAIN	#61 BUENAVISTA RD S. D. Rancho del Lado	024524

* See Guidance Policy

☑ Photo Inspection ☐ Initial Inspection ☐ Re-inspection ☐ Final Inspection ☐ New
☐ Mod any mod requires effluent filter & access risers installed ☐ Other:

In	Out	N/A	N/O	Item #	Description
				1.	**Building Sewer to Septic Tank 504**
✓				1.1.	**Correct size and material:** 4" SCH 40, PVC Foam Core or ABS (UPC allows 3" structure stub out, 4" min required for tank inlet & tee) 502E
✓				1.2.	**Cleanouts:** Required cleanouts present, installed correctly, to grade, for each 100 feet or fraction thereof. Installed pursuant to NMPC 504B
✓				1.3.	**Bedding and Slope:** Pipe properly bedded on compact or native soil, correct slope 2% min (1/4" per foot), or 1% min (1/8" per foot) where 2% impractical & 4" or larger pipe 504A
In	Out	N/A	N/O	2.	**Septic Tank 501, 502** ☑ Concrete ☐ Plastic / Fiberglass (IAPMO/ANSI Z1000-2013, ASTM C1227-13)
✓				2.1.	**Matches Application:** the number, tank size and type match the application Table 201.2,502C
✓				2.2.	**Setback:** tank(s) meet(s) all setback requirements including, structures, neighboring wells, water courses, water bodies Table 302.1
✓				2.3.	**Tank Location:** Located as per site plan — Latitude: 36.58566 — Longitude: 106.69008 — Elevation: 7037
✓				2.4.	**Onsite Well Location:** — Latitude: 36.58592 — Longitude: 106.68994 — Elevation: 7040
		✓		2.5.	**Offsite Well Location:** — Latitude: — Longitude: — Elevation:
✓				2.6.	**Labeled:** Tank is approved & correctly labeled (Concrete tanks marked with manufacturer's name, New Mexico certification number, year of construction & tank capacity in gallons permanently displayed on the tank above the outlet pipe 501B-4
✓				2.7.	**Level, Orientation & Cover:** Tank level, correctly oriented, does not exceed 3' max cover (unless approved for >3') tank 501J-7,501B-2,501H
✓				2.8.	**Inlet/Outlet pipes:** are sealed and watertight; correct size, material, poly-boot installed on outlet, 502E,* Guidance
✓				2.9.	**Inlet/Outlet Baffle or Tee:** extends 12" minimum below and 4" above liquid level 502F
✓				2.10.	**Venting:** Tank and fittings correctly vented (tank has 2" min back vent opening, 9" min air space above liquid, baffle wall vent area) 502G,502I
✓				2.11.	**Effluent filter:** Installed vertical orientation with handle (solid material) extending to within 6" of the riser cover 502H
✓				2.12.	**Manholes:** (2) correctly sized 20" min & located above inlet and outlet tee. Tanks over 12' long require a third manhole opening 502D
✓				2.13.	**Risers:** at grade, secure lids (50# or fasteners), depth/correct diameter (0-3'/24" min; >3'/30" min) 501E,502D, watertight sealed to tank 501B10
✓				2.14.	**Concrete Tank Coating:** coated with bituminous material to 6" below water line, OR approved material OR Type V Concrete 501J-5
				2.15.	**Plastic Tank:** Installed per Manufacturer's instructions (instructions available on-site) (marked with manufacturer's name, model number, code or date of manufacture, tank capacity in gallons, max cover, inlet and outlet permanently displayed on the tank) 501I
				2.16.	**Water-tightness:** test conducted (required for all holding tanks) and determined watertight 203D,501B-5
				2.17.	**Flotation Prevention:** properly installed for tanks in high groundwater or floodplains 501B7 * Guidance
In	Out	N/A	N/O	3.	**Pumps and Pump Tanks 503 Holding Tanks 808** approved material, concrete, plastic, fiberglass designed & constructed for purpose, meets structural requirements of septic tanks
				3.1.	**Type & Size:** Pump size and type matches application; designed to pump sewage, or effluent, Single pump up to 1000gpd, dual alternating pumps over 1000gpd 807A-6; sized for intended purpose 503D, holding tank 1000gal min or 4 times design flow whichever greater
				3.2.	**Water-tightness:** test conducted pump tank (at dept discretion), (req'd for holding tanks) determined to be watertight 203D,501B-5,503A
				3.3.	**Concrete Tanks:** If concrete, coated to protect corrosion or approved additive or Type V Concrete 501J-5,503A Circle: **Plastic / Fiberglass**
				3.4.	**Accessible:** Valves, motors, pumps, aerators etc. are accessible for inspection and repair; Access port minimum of 20" 503B
				3.5.	**Covers:** shall have locking mechanism or if concrete, be min. 50 pounds 501E,503B
				3.6.	**Alarms:** Equipped with both audible and visible alarms, or remote and visual alarms, for high water & pump failure; conspicuous location; contained in weather-proof structure; All alarm & control circuits are on a separate circuit from pumps 503C
				3.7.	**Siphoning/Freezing:** Provisions made for the prevention of siphoning back to the pump tank and prevention of freezing 503D * Guidance
In	Out	N/A	N/O	4.	☐ **Distribution Box** ☐ **Tee** ☐ **Drop Box** 701
				4.1.	Installed on a level base in ☐ natural undisturbed or ☐ compacted soil or on a ☐ concrete footing 701H
				4.2.	Distribution Box / Tee min 5' setback from nearest point of disposal field product Table 302.1
				4.3.	**Concrete D-Boxes:** coated with bituminous coating or other approved material 701H-1
				4.4.	Connections between septic tank and distribution box SDR 35 or better pipe with watertight joints on natural ground or compacted fill or appropriate bedding material 701H-3
				4.5.	Access Riser: provided to ground surface for each distribution box. 701H * Guidance

NM ENVIRONMENT DEPT
RECEIVED
OCT 14 2021
NMED/EHB

NMED LW Permit No: 024524

In	Out	N/A	N/O		
				5.	**Conventional Disposal System 703** Soil Treatment Area, shall not be subject to any vehicular traffic, paved over or covered by any material that reduce or inhibit evaporation
				5.1.	**Soil-** Soil Type below trench bottom verified, most restrictive layer; AR matches soil type on application; in place natural soil <30% gravel
					Table 703.1,703E,703I Soil Type ☐ Type Ia ☐ Type Ib ☐ Type II ☐ Type III ☐ Type IV
				5.2.	**Soil-** Smeared Soils Not Present on Trench or Sidewalls, rake 1" deep; Soil not compacted in soil treatment area 701D
				5.3.	**Setback-** Correct Clearance to Ground Water or Limiting layer 303B
				5.4.	**Setback-** Disposal system meets all setback requirements including neighbor's wells, water courses, water bodies **Table 302.1**
				5.5.	**Trench-Pipe and Gravel:** trench length, width, depth of gravel below pipe, number of trenches & trench spacing matches application 701E,701K
				5.6.	**Trench Dimensions:** Linear Feet Total: ; Width: ; Depth below pipe: ; Gravel above pipe:
				5.7.	**Trench-Pipe and Gravel:** Aggregate ¾" to 2 ½", clean washed rock or crushed gravel 7A-4 **Aggregate receipt attached for (cubic yards)** _____ **; amount meets or exceeds permitted plan**
				5.8.	**Trench-Pipe and Gravel:** Correct Pipe; 2-hole 30° to 60° from invert,4" Minimum Diameter, End Caps, 701C,701D,701J
				5.9.	**Trench-Pipe and Gravel:** Pipe covered with 2" min aggregate and with Approved Material 701D
				5.10.	**Trench-Pipe and Gravel:** Pipe Covered with Geotextile Fabric instead of Aggregate 701D
				5.11.	**Trench- Chamber-** Type, number of units & spacing matches application; meets manufacturers specs 701E; **No. of Units** _____
				5.12.	**Trench-Synthetic Aggregate-** Type, number of units, configuration & spacing matches application; meets manufacturers specs 701E
				5.13.	**Trench- Other Approved Products-** Type, number of units, configuration & spacing matches application; meets manufacturer specs 701E
				5.14.	**Inspection Port-** Inspection Port(s), Capped SDR35 or better 701F
				5.15.	**Stepped Systems;** watertight joints on undisturbed ground 701L
				5.16.	**Soil Replacement-** Type 1b soil required; Replacement soil at least 48" deep below trench bottom 701M
				5.17.	**Soil Replacement-** Replacement soil at least 24" width around sides and ends of trench 701M
				5.18.	**Absorption Bed-** at least 6" aggregate below invert of distribution pipe; Up to additional 1 ft of aggregate allowed 701B
				5.19.	**Absorption Bed-** properly sized bed is 1.5 X AR for conventional trenches; calculate using total bottom and sidewall area below pipe 703K
				5.20.	**Seepage Pit-** Meets all material, sizing and installation requirements in Section 702 and 703A,703L
				5.21.	**Seepage Pit-** 6" of Bentonite clay or approved material installed at bottom of pit 702K
In	Out	N/A	N/O	6.	**Advanced Treatment Systems and Alternative Disposal Systems (ATS/ADS) (NMED Only)**
				6.1.	For any system that includes an ATS and/or an ADS, the ATS/ADS Inspection Form must be completed in addition to this inspection form

☐ Continued on attached sheet(s) ☐ As Built attached (required when deviating from plan) ☐ Photos attached ☑ Photos Submitted (electronic)

Installer Comments

ONLY Septic Tank was replaced Due to Findings at prop. Trans. insp. leach Field was tested & appears To be Functioning properly

I certify that this liquid waste system was installed in accordance with the permit approved by NMED, unless otherwise noted in Comments Section above.

Installer Printed Name:	Installer's Signature:	Date:
RANDY Terrazas	Randy Terrazas	10-6-21

NMED Use Only

Comments / Conditions:

☐ **Installation Approved** ☐ **Installation Not Approved** ☐ **Corrective Action Response required** ☐ **Re-inspection required**

NMED Inspector Printed Name:	NMED Inspector's Signature:	Date:

NM ENVIRONMENT DEPT. RECEIVED OCT 14 2021 NMED/EHB

In	Out	N/A	N/O		
				5.	**Convention Disposal System 703** Soil Treatment Area, shall not be: subject to any vehicular traffic, paved over or covered by any material that reduce or inhibit evaporation — NMED LW Permit No. 024524
				5.1.	**Soil-** Soil Type below trench bottom verified, most restrictive layer; AR matches soil type on application; in place natural soil <30% gravel **Table 703.1,703E,703I Soil Type** ☐ Type Ia ☐ Type Ib ☐ Type II ☐ Type III ☐ Type IV
				5.2.	**Soil-** Smeared Soils Not Present on Trench or Sidewalls, rake 1" deep; Soil not compacted in soil treatment area 701D
				5.3.	**Setback-** Correct Clearance to Ground Water or Limiting layer 303B
				5.4.	**Setback-** Disposal system meets all setback requirements including neighbor's wells, water courses, water bodies **Table 302.1**
				5.5.	**Trench-Pipe and Gravel:** trench length, width, depth of gravel below pipe, number of trenches & trench spacing matches application 701E,701K
				5.6.	**Trench Dimensions:** Linear Feet Total: ; Width: ; Depth below pipe: ; Gravel above pipe:
				5.7.	**Trench-Pipe and Gravel:** Aggregate ¾" to 2 ½", clean washed rock or crushed gravel 7A-4 **Aggregate receipt attached for (cubic yards)** _____ ; **amount meets or exceeds permitted plan**
				5.8.	**Trench-Pipe and Gravel:** Correct Pipe; 2-hole 30° to 60° from invert,4" Minimum Diameter, End Caps, 701C,701D,701J
				5.9.	**Trench-Pipe and Gravel:** Pipe covered with 2" min aggregate and with Approved Material 701D
				5.10.	**Trench-Pipe and Gravel:** Pipe Covered with Geotextile Fabric instead of Aggregate 701D
				5.11.	**Trench- Chamber-** Type, number of units & spacing matches application; meets manufacturers specs 701E; **No. of Units** _____
				5.12.	**Trench-Synthetic Aggregate-** Type, number of units, configuration & spacing matches application; meets manufacturers specs 701E
				5.13.	**Trench- Other Approved Products-** Type, number of units, configuration & spacing matches application; meets manufacturer specs 701E
				5.14.	**Inspection Port-** Inspection Port(s), Capped SDR35 or better 701F
				5.15.	**Stepped Systems:** watertight joints on undisturbed ground 701L
				5.16.	**Soil Replacement-** Type 1b soil required; Replacement soil at least 48" deep below trench bottom 701M
				5.17.	**Soil Replacement-** Replacement soil at least 24" width around sides and ends of trench 701M
				5.18.	**Absorption Bed-** at least 6" aggregate below invert of distribution pipe; Up to additional 1 ft of aggregate allowed 701B
				5.19.	**Absorption Bed-** properly sized bed is 1.5 X AR for conventional trenches; calculate using total bottom and sidewall area below pipe 703K
				5.20.	**Seepage Pit-** Meets all material, sizing and installation requirements in Section 702 and 703A,703L
				5.21.	**Seepage Pit-** 6" of Bentonite clay or approved material installed at bottom of pit 702K
In	Out	N/A	N/O	6.	**Advanced Treatment Systems and Alternative Disposal Systems (ATS/ADS) (NMED Only)**
				6.1.	For any system that includes an ATS and/or an ADS, the ATS/ADS Inspection Form must be completed in addition to this inspection form

☐ Continued on attached sheet(s) ☐ As Built attached (required when deviating from plan) ☐ Photos attached ☑ Photos Submitted (electronic)

Installer Comments

ONLY Septic Tank was replaced due to findings at prop. trans. insp. leach field was tested & appears to be functioning properly

I certify that this liquid waste system was installed in accordance with the permit approved by NMED, unless otherwise noted in Comments Section above.

Installer Printed Name:	Installer's Signature:	Date:
RANDY Terrazas	Randy Terrazas	10-6-21

NMED Use Only

Comments / Conditions:

☒ **Installation Approved** ☐ **Installation Not Approved** ☐ **Corrective Action Response required** ☐ **Re-Inspection required**

NMED Inspector Printed Name:	NMED Inspector's Signature:	Date:
S.L. Few	Sterling Lee Few	10/14/2021



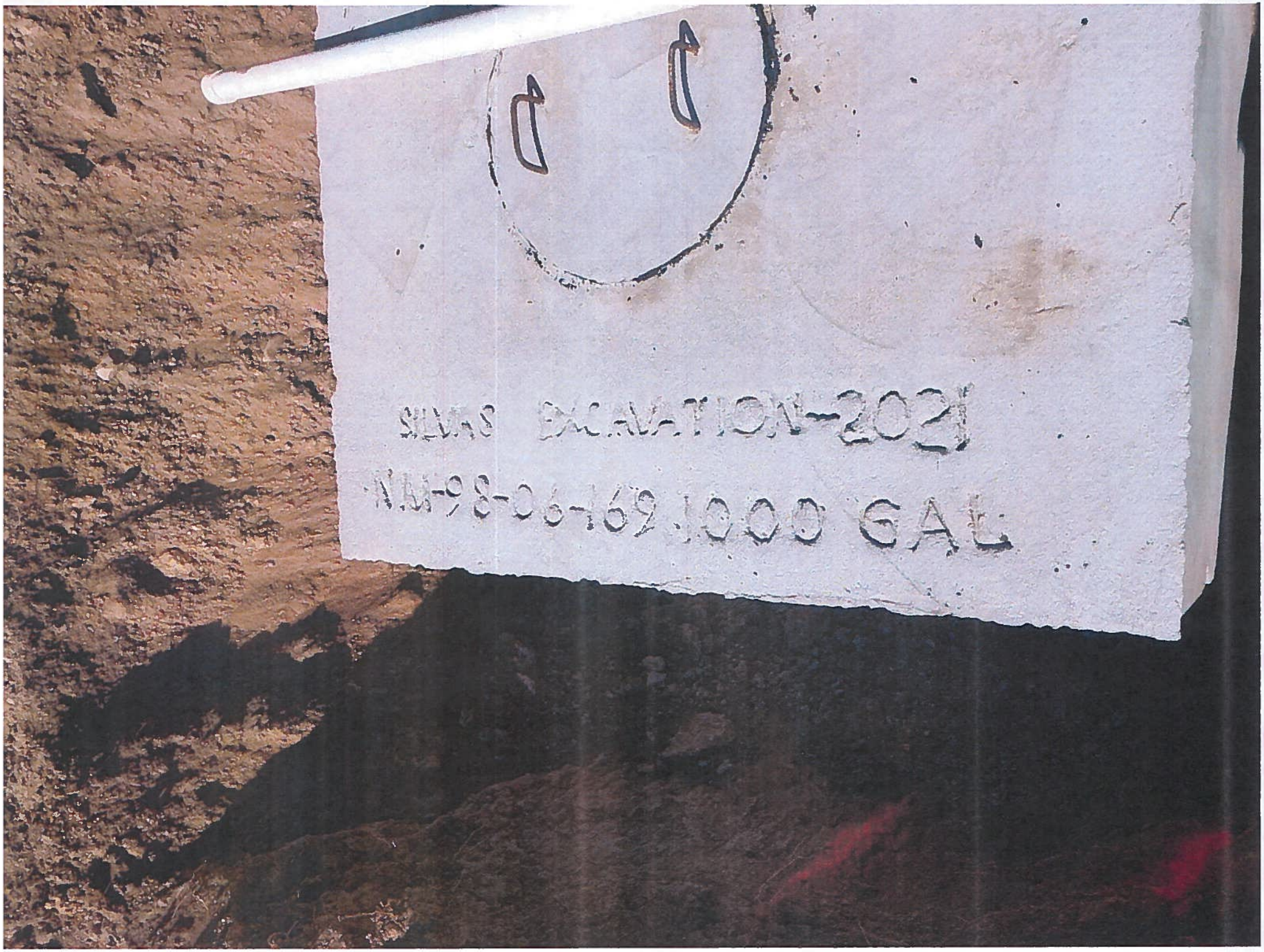
SLMS EXCAVATION-2021
NM-98-06-169 1000 GAL

1" CREFLUXE

4" CRESTL


DIRECTV

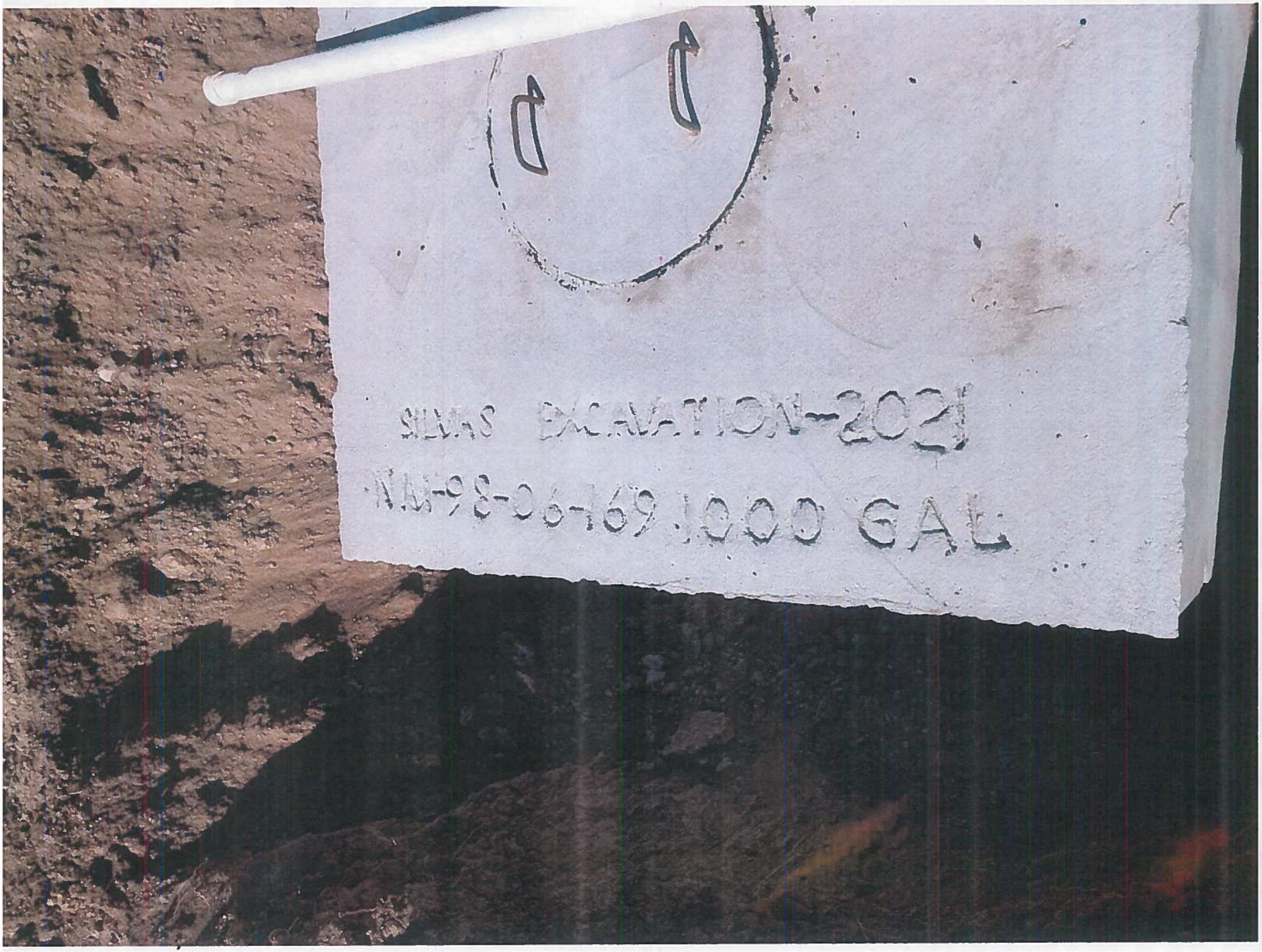
SILMS EXCAVATION-2021
NM-98-06-169 1000 GAL

CRESTLINE


4" CREST


DIRECTV

		YES	NO	

Note any Problems, Concerns or Comments:

Draw a Simple Sketch of the System (Include North Arrow, Location of House, Property Lines, System Components and Location of On-site and Neighboring Wells. Also include Setback distance from House to Septic Tank)

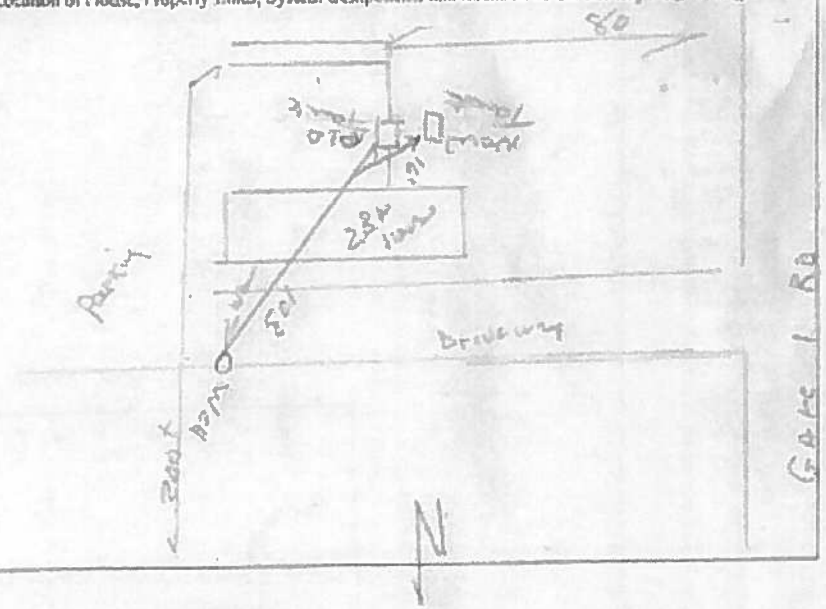

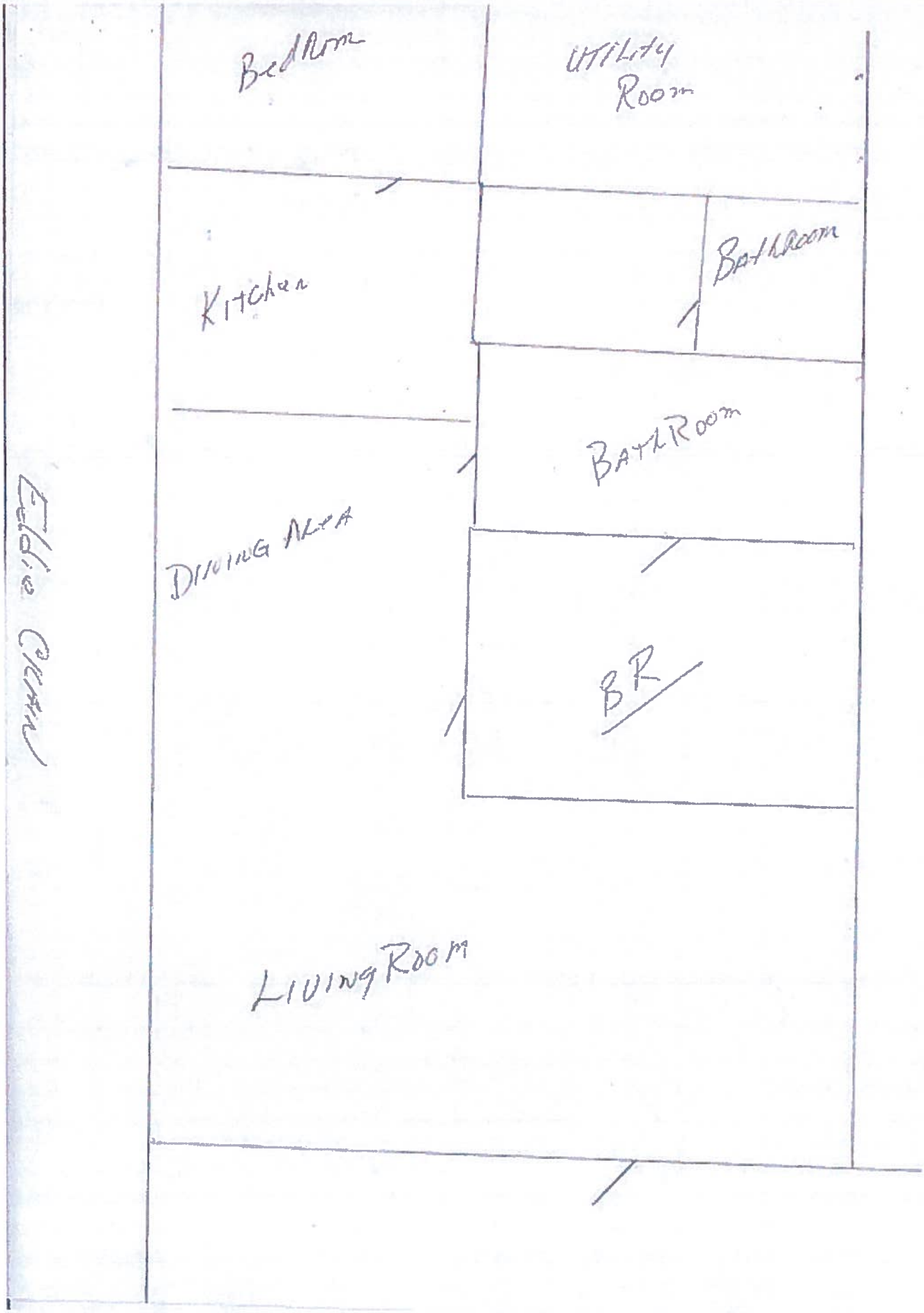
Bedroom
Utility Room
Kitchen
Bathroom
Bathroom
Dining Area
BR
Living Room
Eddie Cream

UNIT 6
EL VADO LAKE SUBDIVISION
TIERRA AMARILLA LAND GRANT
RIO ARRIBA COUNTY, NEW MEXICO
MAY 1981

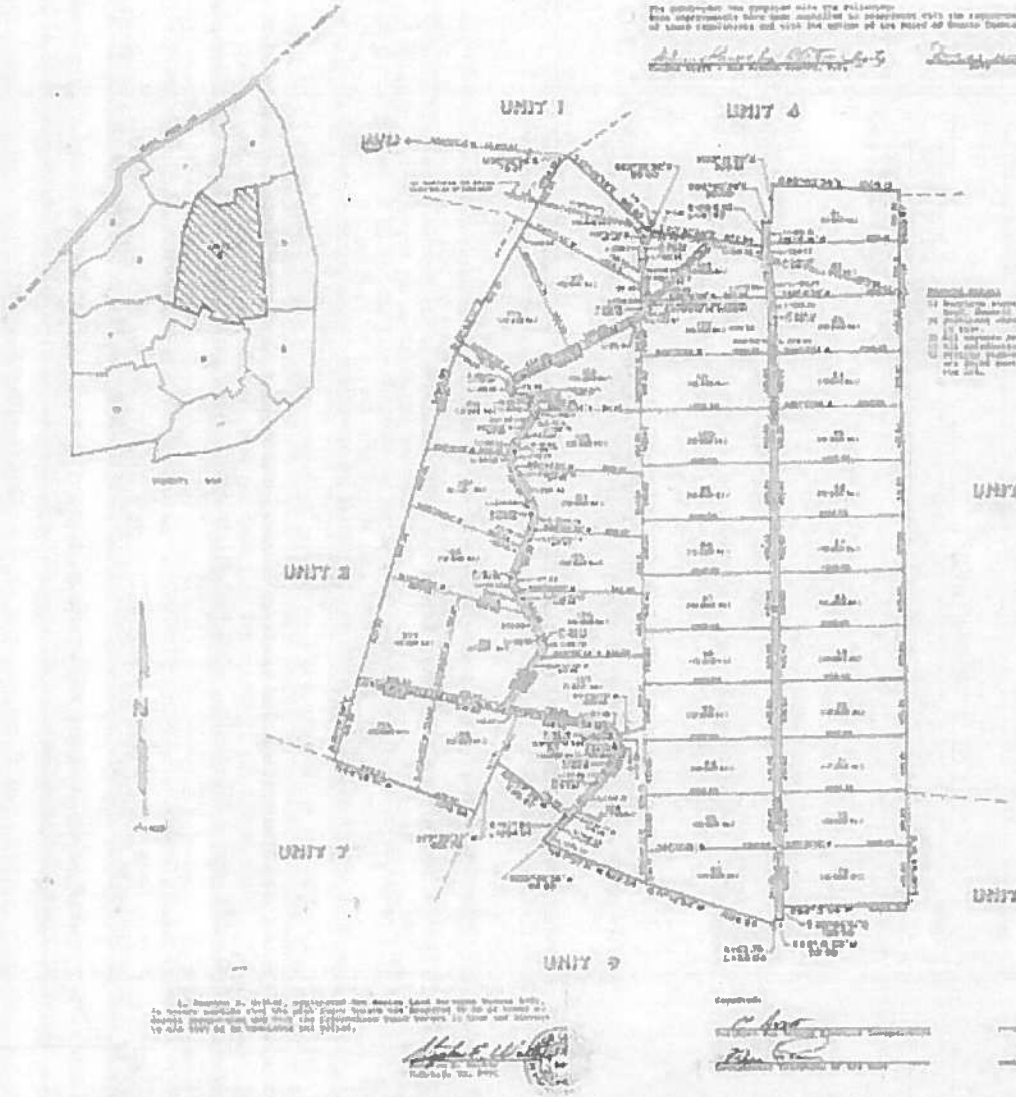

WARRANTY DEED

FALLS PROPERTIES, INC.

, for consideration paid, grant

to El Vado Lake Subdivision Association Inc., a New Mexico Non-Profit Corporation

whose address is P.O. Box 295
Tierra Amarillo, NM 87575

the following described real estate in RIO ARRIBA County, New Mexico:

A tract of land situate in Lot 102 of the EL VADO LAKE SUBDIVISION-UNIT 6, a subdivision located within the Tierra Amarillo Land Grant. Rio Arriba County, New Mexico, according to the plat filed for record in the office of the County Clerk of Rio Arriba County, New Mexico, on January 8, 1979, and more particularly described as follows, to-wit:

beginning at corner 1. the SE corner, said corner being identical to the SE corner of Lot 102 of the El Vado Lake Subdivision-Unit 6;
thence. S 89 15' 09" W, a distance of 193.20 feet to corner 2. the SW corner;
thence. N 0 44'51" W, a distance of 453.38 feet to corner 3, the NW corner;
thence. N 89 15' 09" E. a distance of 186.94 feet to corner 4, the NE corner, said corner being the NE corner of said Lot 102;
thence, along the arc of a curve to the right having a radius of 4171.16 feet, through a central angle of 3 08'24" a distance of 228.59 feet to corner 5;
thence. S 0 44'51" E. a distance of 224.90 feet to corner 1, the place of beginning.
Containing 2.000 acres, more or less.

Subject to easements, Reservations and Restrictions of record. Property being sold "as is" with costs for future improvements and assessments to be borne by the Purchaser (s).

Grantor specifically reserves all minerals with access thereto, grantor reserves all water right except domestic water rights.

with warranty covenants.

WITNESS hand and seal this day of 19

Gerry Falls, President (Seal)

Falls Properties, Inc. (Seal)

(Seal) (Seal)

ACKNOWLEDGMENT FOR NATURAL PERSONS

STATE OF NEW MEXICO
COUNTY OF } ss.

The foregoing instrument was acknowledged before me this day of 19

by (Name or Name of Principal Person Acknowledgor)

My commission expires:
(Seal) Notary Public

101334

I HEREBY CERTIFY THIS INSTRUMENT WAS FILED IN MY OFFICE
CLERK'S OFFICE
AT 11:20 O'CLOCK A.M.
Book 175 Page 334
JUL 13 1993
DAVID S CHAVEZ
County Clerk Rio Arriba County
New Mexico
By Deputy

ACKNOWLEDGMENT FOR CORPORATION

STATE OF NEW MEXICO
COUNTY OF Sierra } ss.

The foregoing instrument was acknowledged before me this 9th day of July, 19 93.

by Gerry Falls (Name of Officer)

President of Falls Properties, Inc. (Name of Corporate Acknowledgor)

New Mexico corporation, on behalf of said corporation.

My commission expires:
(Seal) Notary Public

STATE OF NEW MEXICO

Mark B. Davies and Janice M. Davies, husband and wife

for consideration paid, grant to

Eduard P. Crato

whose address is PO Box 373, Bosque, NM 87006

the following described real estate in RIO ARRIBA County, New Mexico:

The West 8.259 acres of Lot 102, El Vado Lake Subdivision, Unit 6, as shown on plat filed in the Office of the County Clerk, Ro Arriba County, New Mexico, on February 12, 1982, in Plat Book E-147, page 1127.

Subject to: Reservations, restrictions and easements of record and taxes for the year 2006 and thereafter.

with warranty covenants.

Witness my hand this 30th day of May, 2006

Mark B. Davies

Janice M. Davies

ACKNOWLEDGEMENT FOR NATURAL PERSONS:

State of New Mexico)
) ss.
County of Rio Arriba)

This instrument was acknowledged before me on the 30th day of May, 2006 by Mark B. Davies and Janice M. Davies, husband and wife.

My commission expires: _____

Stephanie V. Maestas
Notary Public

(Seal)

OFFICIAL SEAL
Stephanie V. Maestas
NOTARY PUBLIC
STATE OF NEW MEXICO
My Commission Expires 8/19/07

RIO ARRIBA
J. FRED VIGIL, COUNTY CLERK
200604475
Book 529 Page 4475
1 of 1
06/08/2006 12:44:04 PM
BY DELORA

Legal Description

Subd: EL VADO LAKE Loc 102 Unit 6 S: 13 T: 27N R: 02E 8.23 AC
BK.166 PG 638
CERTIFICATE NO. 5192008117, BK.529 PG.4475 200604475 06/08/2006

Situs Address

61 BUENA VISTA

Year	Tax	Interest	Fees	Payments	Balance
Tax Charge					
2020	$783.88	$0.00	$0.00	($783.88)	$0.00
2019	$774.20	$0.00	$0.00	($774.20)	$0.00
2018	$862.68	$0.00	$0.00	($862.68)	$0.00
2017	$1,132.08	$0.00	$0.00	($1,132.08)	$0.00
2016	$1,220.16	$0.00	$0.00	($1,220.16)	$0.00
2015	$1,118.84	$0.00	$0.00	($1,118.84)	$0.00
2014	$1,001.32	$0.00	$0.00	($1,001.32)	$0.00
2013	$982.52	$0.00	$0.00	($982.52)	$0.00
2012	$891.20	$0.00	$0.00	($891.20)	$0.00
2011	$907.29	$0.00	$0.00	($907.29)	$0.00
Total Tax Charge					$0.00
Grand Total Due as of 07/27/2021					$0.00

Tax Billed at 2020 Rates for Tax Area 19_OUT_R - 19_OUT_R

Authority	Mill Levy	Amount
COUNTY HOSPITAL RESIDENTIAL	4.2500000	$206.33
COUNTY RESIDENTIAL OPERATIO	4.9380000	$239.71
COUNTY DEBT SERVICE RESIDEN	0.1870000	$9.08
STATE	1.3600000	$66.02
NORTHERN NM COLLEGE-BRANCH	2.0000000	$97.10
SCHOOL 19 RES SCHOOL DIST.	2.0000000	$97.10
SCHOOL 19 RES SCHOOL DIST.	2.3920000	$116.13
SCHOOL 19 RES SCHOOL DIST.	0.2970000	$14.42
UPPER CHAMA SWCD	1.0000000	$48.55
Taxes Billed 2020	18.4240000	$894.44
Tax Exemption		
HeadOfHousehold		($36.84)
Veteran		($73.72)
Total Exemptions		($110.56)
Net Taxes Billed for 2020		$783.88

Values	Actual	Assessed
RESIDENTIAL LAND	$48,801	$16,267
RESIDENTIAL IMPROVEMENT	$96,839	$32,280
Value Exemption		
HeadOfHousehold		($1,330)
Veteran		($2,660)
HeadOfHousehold		($670)
Veteran		($1,340)
Total	$145,640	$48,547

Rio Arriba County Treasurer P. O. Box 548 Tierra Amarilla, NM 87575 575-588-7727

New Mexico Environment Department
Environmental Health Bureau

On-site Liquid Waste System

Permit to Construct

Owner Name: Eddie Crain

Installer Name: Los Terrazas Utilities LLC.

System Location: 61 Buena Vista, Tierra Amarilla, NM 87575

System Type: Conventional - Modification

Permit Number: 024524

The New Mexico Environment Department may cancel this permit for failure to meet any of the following: failure to complete the system within one year, for providing inaccurate or incomplete information, or failure to notify NMED to schedule an inspection within a minimum of 2 working days prior to the inspection.

Date Issued: September 23, 2021

Date of Expiration: September 22, 2022

Authorizing Official
NMED

NEW MEXICO ENVIRONMENT DEPARTMENT
Environmental Health Bureau
Onsite Liquid Waste Photo Inspection Form

Applicant Name	System Address (Street, City):	NMED LW Permit No.
EDDIE CRAIN	#61 BUENAVISTA RD Ranchos del Valle S. D.	024524

* See Guidance Policy

☑ Photo Inspection ☐ Initial Inspection ☐ Re-inspection ☐ Final Inspection ☐ New
☐ Mod any mod requires effluent filter & access risers installed ☐ Other:

In	Out	N/A	N/O	Item	Description
				1.	**Building Sewer to Septic Tank 504**
✓				1.1.	**Correct size and material:** 4" SCH 40, PVC Foam Core or ABS (UPC allows 3" structure stub out, 4" min required for tank inlet & tee) 502E
✓				1.2.	**Cleanouts:** Required cleanouts present, installed correctly, to grade, for each 100 feet or fraction thereof, installed pursuant to NMPC 504B
✓				1.3.	**Bedding and Slope:** Pipe properly bedded on compact or native soil, correct slope 2% min (1/4" per foot), or 1% min (1/8" per foot) where 2% impractical & 4" or larger pipe 504A
In	Out	N/A	N/O	2.	**Septic Tank 501, 502** ☑ Concrete ☐ Plastic / Fiberglass (IAPMO/ANSI Z1000-2013, ASTM C1227-13)
✓				2.1.	**Matches Application:** the number, tank size and type match the application Table 201.2,502C
✓				2.2.	**Setback** - tank(s) meet(s) all setback requirements including, structures, neighboring wells, water courses, water bodies Table 302.1
✓				2.3.	**Tank Location:** Located as per site plan — Latitude: 36.58566 — Longitude: 106.69008 — Elevation: 7037
✓				2.4.	**Onsite Well Location:** — Latitude: 36.58593 — Longitude: 106.68994 — Elevation: 7040
		✓		2.5.	**Offsite Well Location:** — Latitude: — Longitude: — Elevation:
✓				2.6.	**Labeled:** Tank is approved & correctly labeled (Concrete tanks marked with manufacturer's name, New Mexico certification number, year of construction & tank capacity in gallons permanently displayed on the tank above the outlet pipe 501B-4
✓				2.7.	**Level, Orientation & Cover:** Tank level, correctly oriented, does not exceed 3" max cover (unless approved for >3') tank 501J-7,501B-2,501H
✓				2.8.	**Inlet/Outlet pipes:** are sealed and watertight; correct size, material, poly-boot installed on outlet, 502E,* Guidance
✓				2.9.	**Inlet/Outlet Baffle or Tee:** extends 12" minimum below and 4" above liquid level 502F
✓				2.10.	**Venting:** Tank and fittings correctly vented (tank has 2" min back vent opening, 9" min air space above liquid, baffle wall vent area) 502G,502I
✓				2.11.	**Effluent filter:** Installed vertical orientation with handle (solid material) extending to within 6" of the riser cover 502H
✓				2.12.	**Manholes:** (2) correctly sized 20" min & located above inlet and outlet tee. Tanks over 12' long require a third manhole opening 502D
✓				2.13.	**Risers:** at grade, secure lids (58# or fasteners), depth/correct diameter (0-3'/24"min; >3'/30"min) 501E,502D, watertight sealed to tank 501B10
✓				2.14.	**Concrete Tank Coating:** coated with bituminous material to 6" below water line, OR approved material OR Type V Concrete 501J-5
				2.15.	**Plastic Tank:** Installed per Manufacturer's instructions (instructions available on-site) (marked with manufacturer's name, model number, code or date of manufacture, tank capacity in gallons, max cover, inlet and outlet permanently displayed on the tank) 501I
				2.16.	**Water-tightness:** test conducted (required for all holding tanks) and determined watertight 203D,501B-5
				2.17.	**Flotation Prevention:** properly installed for tanks in high groundwater or floodplains 501B7 * Guidance
In	Out	N/A	N/O	3.	**Pumps and Pump Tanks 503 Holding Tanks 808** approved material, concrete, plastic, fiberglass designed & constructed for purpose, meets structural requirements of septic tanks
				3.1.	**Type & Size:** Pump size and type matches application; designed to pump sewage, or effluent. Single pump up to 1000gpd, dual alternating pumps over 1000gpd 807A-6; sized for intended purpose 503D, holding tank 1000gal min or 4 times design flow whichever greater
				3.2.	**Water-tightness:** test conducted pump tank (at dept discretion), (req'd for holding tanks) determined to be watertight 203D,501B-5,503A
				3.3.	**Concrete Tanks:** If concrete, coated to protect corrosion or approved additive or Type V Concrete 501J-5,503A Circle: **Plastic / Fiberglass**
				3.4.	**Accessible:** Valves, motors, pumps, aerators etc. are accessible for inspection and repair; Access port minimum of 20" 503B
				3.5.	**Covers:** shall have locking mechanism or if concrete, be min. 58 pounds 501E,503B
				3.6.	**Alarms:** Equipped with both audible and visible alarms, or remote and visual alarms, for high water & pump failure; conspicuous location; contained in weather-proof structure; All alarm & control circuits are on a separate circuit from pumps 503C
				3.7.	**Siphoning/Freezing:** Provisions made for the prevention of siphoning back to the pump tank and prevention of freezing 503D * Guidance
In	Out	N/A	N/O	4.	☐ **Distribution Box** ☐ **Tee** ☐ **Drop Box** 701
				4.1.	Installed on a level base in ☐ natural undisturbed or ☐ compacted soil or on a ☐ concrete footing 701H
				4.2.	Distribution Box / Tee min 5' setback from nearest point of disposal field product Table 302.1
				4.3.	**Concrete D-Boxes:** coated with bituminous coating or other approved material 701H-1
				4.4.	Connections between septic tank and distribution box SDR 35 or better pipe with watertight joints on natural ground or compacted fill or appropriate bedding material.701H-3
				4.5.	Access Riser: provided to ground surface for each distribution box. 701H * Guidance

NEW MEXICO
ENVIRONMENT DEPARTMENT
ENVIRONMENTAL HEALTH BUREAU

712 La Joya Street
Espanola, NM 87532
Phone (505) 753-7256 Fax (505) 753-1840
www.env.nm.gov

MICHELLE LUJAN GRISHAM
Governor

HOWIE C. MORALES
Lt. Governor

JAMES C. KENNEY
Secretary

Deputy Secretary

September 23, 2021

Eddie Crain
P.O. Box 592
Tierra Amarilla, NM 87575

Subject: Notice of Action Taken, Permit #024524 has been *Granted* for construction of proposed Liquid Waste Treatment and Disposal System (Septic System)

Dear Eddie Crain,

This letter serves as notification of the New Mexico Environment Department's (NMED's) action on your Liquid Waste Permit Application. Your Permit to Construct has been Granted by the NMED's Environmental Health Bureau. This is a permit for construction of your septic system as described in your permit application. Please review the following requirements:

Standard Construction Requirements

1. All systems shall be installed in accordance with the permit application and site plan drawing as submitted and all system components shall be properly identified as to manufacturer and shall meet all specifications in 20.7.3 NMAC.
2. Any change from the approved permit plans and specifications, including change of installer, must receive NMED approval prior to implementation.
3. Should an amendment to this permit be required, you must submit the amendment in writing within 7 days of the completion of the installation. If the system location is different from the location that was approved you must submit an As-Built drawing showing the actual system location.
4. The person doing the work authorized by this permit, shall notify the local field office, orally or in writing, to schedule an inspection time, a minimum of 2 working days prior to the inspection. An appointment time must be agreed to by the NMED inspector.
5. The department will assess a $50 re-inspection fee if the work is not ready for inspection at the time of the scheduled inspection.
6. In the event that the NMED inspector is not at your site within one hour of the appointed time of the inspection, the licensed contractor shall take photographs that accurately identify the site and the installation. The installer shall complete the required Photo-Inspection forms and submit them to the local field office. Failure to provide adequate photographic evidence of proper installation may require excavation of the system for verification of proper installation. Photo inspections are not allowed for Homeowner installations.

Homeowner installations must be inspected by NMED.

7. For Installer Specialists only: An installer specialist shall notify NMED, orally or in writing, of the day and the time the work will be ready for inspection. Such notice shall be given, at least two days, calculated to the hour, prior to the time of the requested inspection. If the NMED inspector does not arrive at the site within one hour of the notified time of completion, the installer specialist shall take digital photographs of all components of the installation and shall complete an inspection form provided by the department. The installer specialist shall provide electronic copies of the photographs and inspection form to the department within 5 working days.

8. NMED may require testing to verify watertight construction of any tank or treatment unit. In addition a flow test or operational test may be required to verify initial functioning of the system.

9. This permit is valid for one year. The system must be installed within one year from the date of issuance or the permit may be cancelled by NMED.

10. If your permit was "Granted with Conditions" you will receive a separate Permit Conditions Letter.

If you have any questions or comments, you may contact me at the address and telephone number stated above.

Sincerely,

James Jenison, Environmental Health Inspector
Environmental Health Bureau
New Mexico Environment Department

New Mexico Environment Department
Environmental Health Bureau

On-site Liquid Waste System

Permit to Construct

Owner Name: Eddie Crain

Installer Name: Los Terrazas Utilities LLC.

System Location: 61 Buena Vista, Tierra Amarilla, NM 87575

System Type: Conventional - Modification

Permit Number: 024524

The New Mexico Environment Department may cancel this permit for failure to meet any of the following: failure to complete the system within one year, for providing inaccurate or incomplete information, or failure to notify NMED to schedule an inspection within a minimum of 2 working days prior to the inspection.

Date Issued: September 23, 2021

Date of Expiration: September 22, 2022

Authorizing Official
NMED

NEW MEXICO
ENVIRONMENT DEPARTMENT
ENVIRONMENTAL HEALTH BUREAU

712 La Joya Street
Espanola, NM 87532
Phone (505) 753-7256 Fax (505) 753-1840
www.env.nm.gov

MICHELLE LUJAN GRISHAM
Governor

HOWIE C. MORALES
Lt. Governor

JAMES C. KENNEY
Secretary

Deputy Secretary

October 14, 2021

Eddie Crain
P.O. Box 592
Tierra Amarilla, NM 87575

Subject: Notice of Action Taken, Permit #024524 has been *Granted* for the on-going Operation of the Liquid Waste Treatment & Disposal System (Septic System)

Dear Eddie Crain,

Your septic system has received final approval to Operate by the New Mexico Environment Department's (NMED's) Environmental Health Bureau. This is a permit for the ongoing operation of the septic system as described in your liquid waste permit application. Please review the following requirements:

Standard Requirements for Operating Your Liquid Waste System

1. The system owner is responsible for regular maintenance of their liquid waste system. This includes regular pumping of the septic tank to remove the build-up of solids, fats, oils and grease. The EPA recommends that you have your septic system inspected at least every 3 years by a professional and have your tank pumped every 3 to 5 years. The frequency of pumping may increase depending upon the number of people living in the home, water used and the amount of solids.
2. There is an effluent filter on your septic tank which keeps solids in your septic tank. Without this filter, solids will end up in your disposal system and decrease the life of your disposal system by causing clogging and premature failure. This filter will need to be cleaned regularly. It is recommended that you clean this filter semi-annually, but more often if needed.
3. What goes down your drain can have a major impact on how well your septic system works. Do not put the following down your drain because they can clog your system: Dental floss, feminine hygiene products, condoms, diapers, cotton swabs, cigarette butts, coffee grounds, cat litter, paper towels and flushable wipes. Household chemicals, gasoline, oil, pesticides, antifreeze, and paint can stress or destroy the biological treatment taking place in the system or might contaminate surface waters or groundwater.
4. Know the location of your septic tank and disposal system. Do not drive or park over any part of your system. Compaction of the soil above your disposal system will inhibit oxygen transfer to the bacteria that are treating your wastewater.
5. If you plan on adding a bedroom or a guest house to this system, you must submit a

modification permit to your local field office. If you plan on sub-dividing your lot, you should contact your local field office to determine whether you need to submit a modification permit or whether you can amend your permit.

6. Plant only grass over and near your septic disposal system and avoid over-irragtion of this area as damage and over-saturation may result. Roots from nearby trees or shrubs may clog or damage your disposal system. Plant choice is an important consideration to avoid root intrusion or damage to your liquid waste system.

7. Keep roof drains, basement sump pump drains, and other rainwater away from your disposal field. Flooding the disposal field with excessive water slows down or stops treatment processes and can cause plumbing fixtures to back up. Be aware that leaky toilets can lead to over-saturation and failure of your disposal system.

8. If you are a homeowner, you may occasionally empty waste from one personal RV into the on-site liquid waste system serving the residence, provided that the RV is not used as a permanent living quarters. The hose must be disconnected after discharge.

9. Prior to the transfer of a property with an established on-site liquid waste system, the property owner is required to have the system evaluated by a qualified Third Party Evaluator.

10. If you permit to Operate was "Granted with Conditions" you will receive a separate Permit Conditions Letter.

If you have any questions or comments, you may contact me at the address and telephone number stated above.

Sincerely,

James Jenison, Environmental Health Inspector
Environmental Health Bureau
New Mexico Environment Department

New Mexico Environment Department
Environmental Health Bureau

On-site Liquid Waste System

Permit to Operate

Owner Name: Eddie Crain

Installer Name: Los Terrazas Utilities LLC.

System Location: 61 Buena Vista, Tierra Amarilla, NM 87575

System Type: Conventional - Modification

Permit Number: 024524

The New Mexico Environment Department may cancel this permit for failure to meet any of the following: failure to complete the system within one year, for providing inaccurate or incomplete information, or failure to notify NMED to schedule an inspection within a minimum of 2 working days prior to the inspection.

Date Issued: October 14, 2021

Authorizing Official
NMED