









Boundary  160.81 ac

CODE	DESCRIPTION	ACRES	%	CPI	NCCPI	CAP 
 KbC	Kadoka-Epping silt loams, 3 to 9 percent slopes	115.88	72.06%	59	27	3e 
 KkD	Keota-Kadoka silt loams, 9 to 15 percent slopes	32.48	20.2%	35	25	6e 
 KaA	Kadoka silt loam, 0 to 2 percent slopes	12.46	7.75%	84	36	2s 
Totals		56.09 CPI	27.3 NCCPI	3.53 Cap.		
160.81 ac 		Average	Average	Average		

